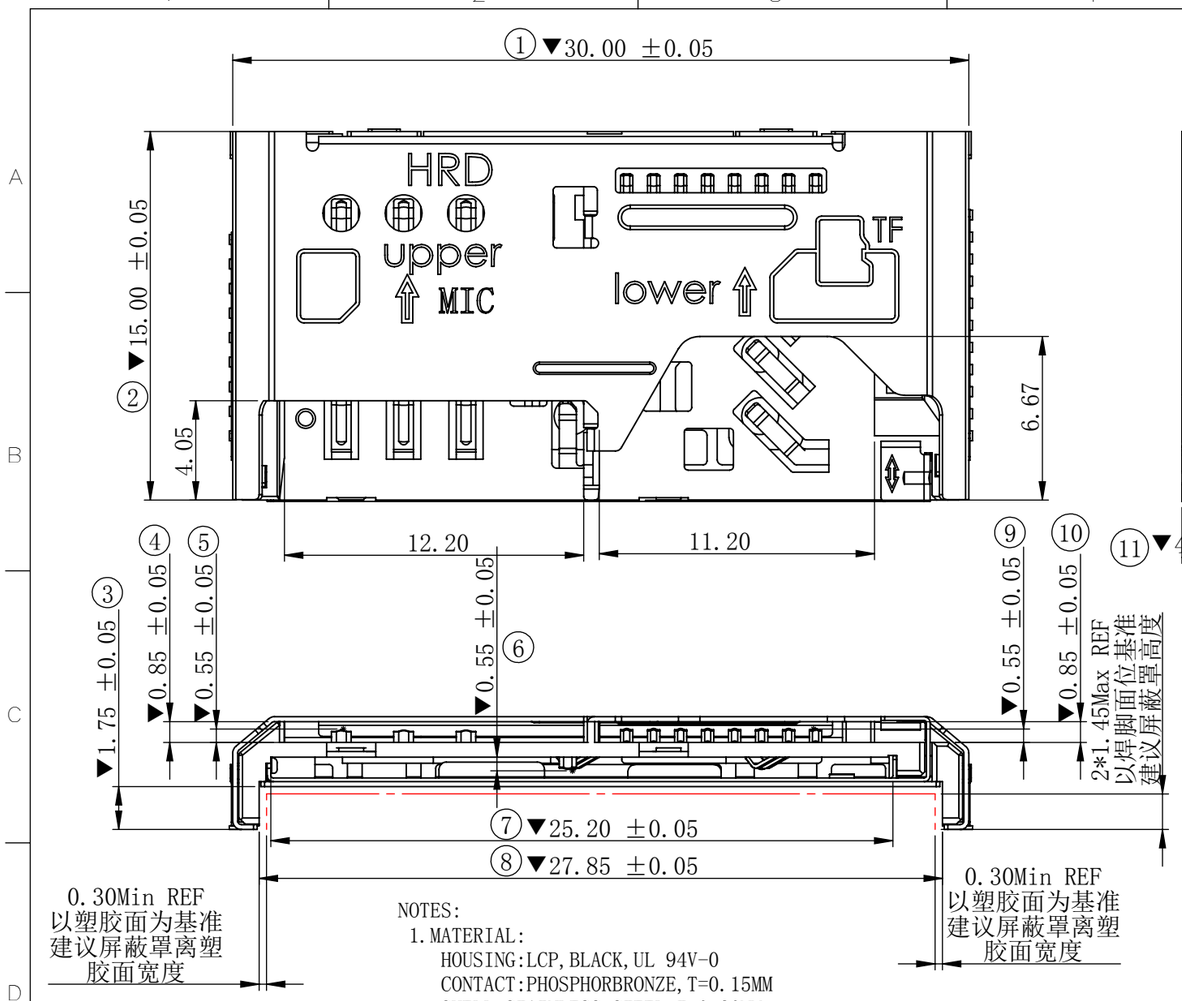

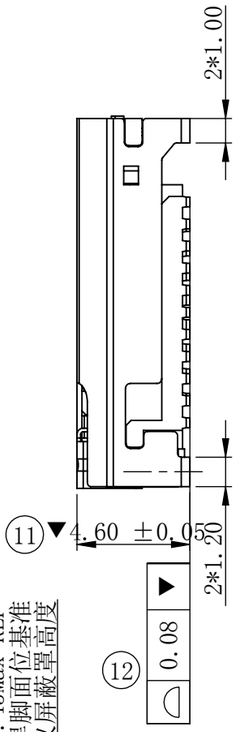

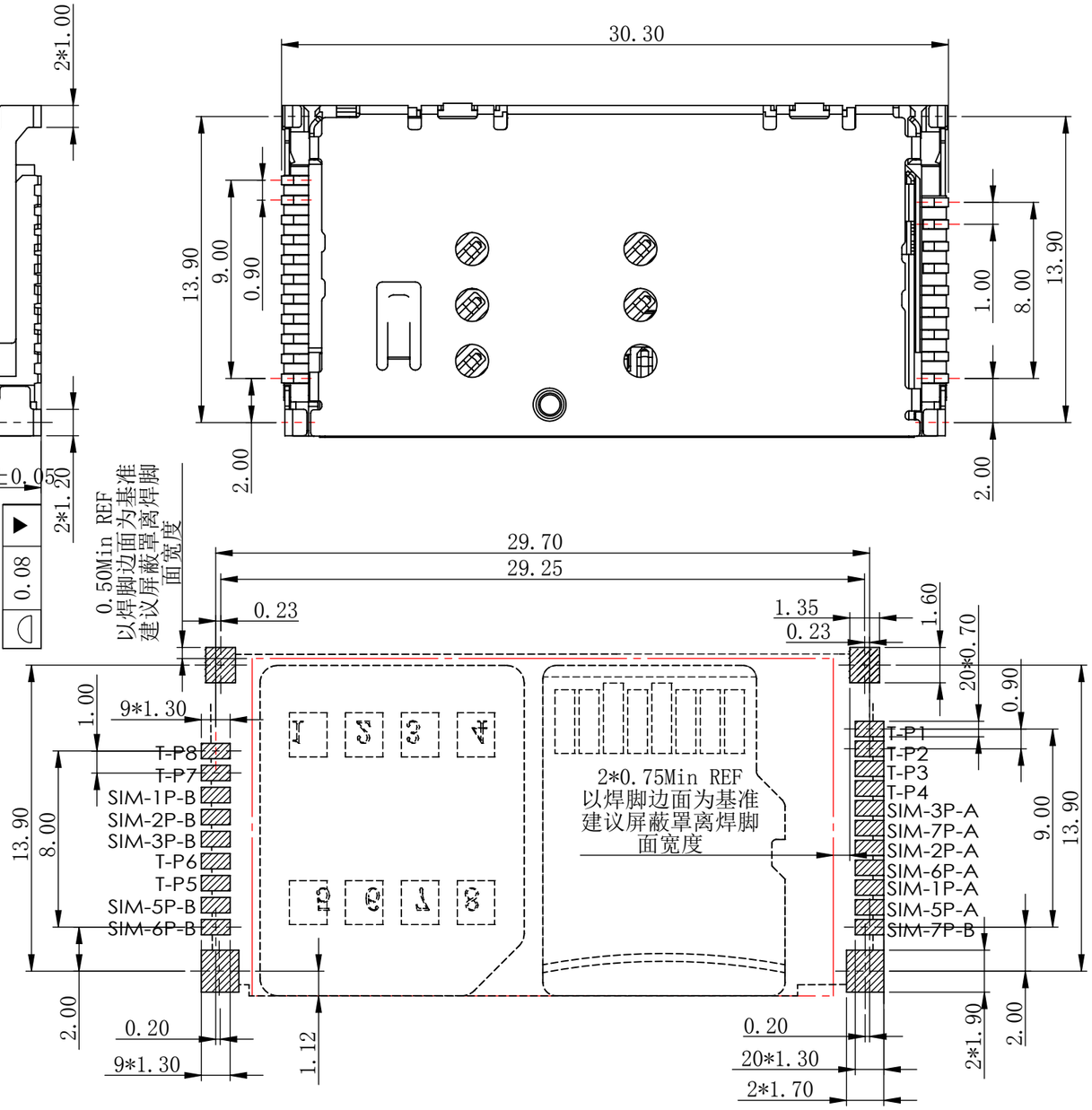

NOTES:

1. MATERIAL:
   HOUSING:LCP, BLACK, UL 94V-0
   CONTACT:PHOSPHORBRONZE, T=0.15MM
   SHELL:STAINLESS STEEL T=0.20MM
   SHIELLD:STAINLESS STEEL T=0.15MM
2. GP PASSED ACCORD WITH HRD-RoHS-219 STANDARD.
3. FININSH
   CONTACT: 50U'' MIN PLATING OVER ALL
   GOLD FLASH≥1u'' ON THE CONTACT AREA&SOLDER AREA
   SHELL:SELECTIVE GOLD FLASH IN SOLDER TAIL AREA
   50U'' NI MIN. PLATING OVER ALL
4. ALL DIMENSIONS MARKED ▼ MUST BE CONTROLLED BY QC
5. ALL DIMENSIONS MARKER (XX) MUST BE MEASURE BY FAI.
6. RATED PARAMETERS OF CONNECTOR
   6-1. Operating temperature: -40° C to 70° C
   6-2. Rated Current: 0.5A
   6-3. Rated Voltage: 30V AC/DC Per Contact
   6-4. Contact Resistance: 100mΩMAX
7. ELECTRICAL MECHANICAL ENVIRONMENT
   7-1. Dielectric withstanding Voltage : 500V AC 1min.
   7-2. Insulation Resistance: 1000 MΩMin.
   7-3. Normal Force : 0.03~0.10Kg min
   7-4. Switch PIN positive force : 20gf.Min
   7-5. Insertion Force: 1.0Kg max
   7-6. Push-out Force:0.2Kg min
   7-7. Durability: SIM CARD 3000 cycles, m-SD 3000 cycles.
8. PURE SALT SPRAY TEST REQUIREMENTS FOR CLAMP MOMNMER 24H.

T-CARD PIN NO.	PIN NO.
P1	DAT2
P2	CD/DAT3
P3	CMD
P4	VDD
P5	CLK
P6	VSS
P7	DATO
P8	DAT1

SIM CARD PIN NO.	PIN NO.
P1-A/B	VCC
P2-A/B	RST
P3-A/B	CLK
P5-A/B	GND
P6-A/B	VPP
P7-A/B	I/O

SIM-B	MICRO SIM
SIM-A	SIM

REV.	ECN NO.	DESCRIPTION	DATE

UNITS: mm
DATE: 08/05'2016
SCALE: 4 : 1
SHEET: 1 / 1
REV. A

GENERAL TOLERANCE

X.	±0.25	X.°	±5.00°
.X	±0.20	.X°	±3.00°
.XX	±0.15	.XX°	±1.50°
.XXX	±0.05	.XXX°	±0.50°

MATERIAL: 成品工程图
FINISH: SEE NOTE

DRAW:
CHECKED:
APPROVE:

PART N0: S32-3B20F46A
TITLE: 三合一 防溃 pin
TF CARD &SIM CARD &MIC sim- card (4.60H)
DRAWING NO:

昆山捷皇电子精密科技有限公司
HONGRIDA ELECTRONIC TECHNOLOGY CO,LTD.